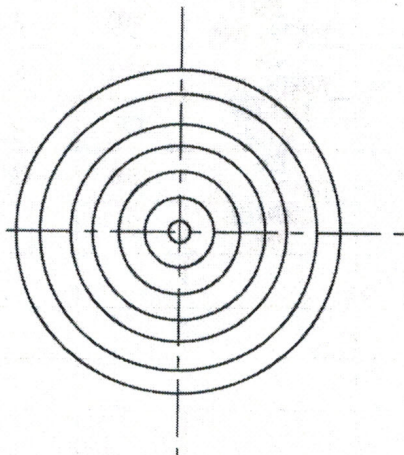
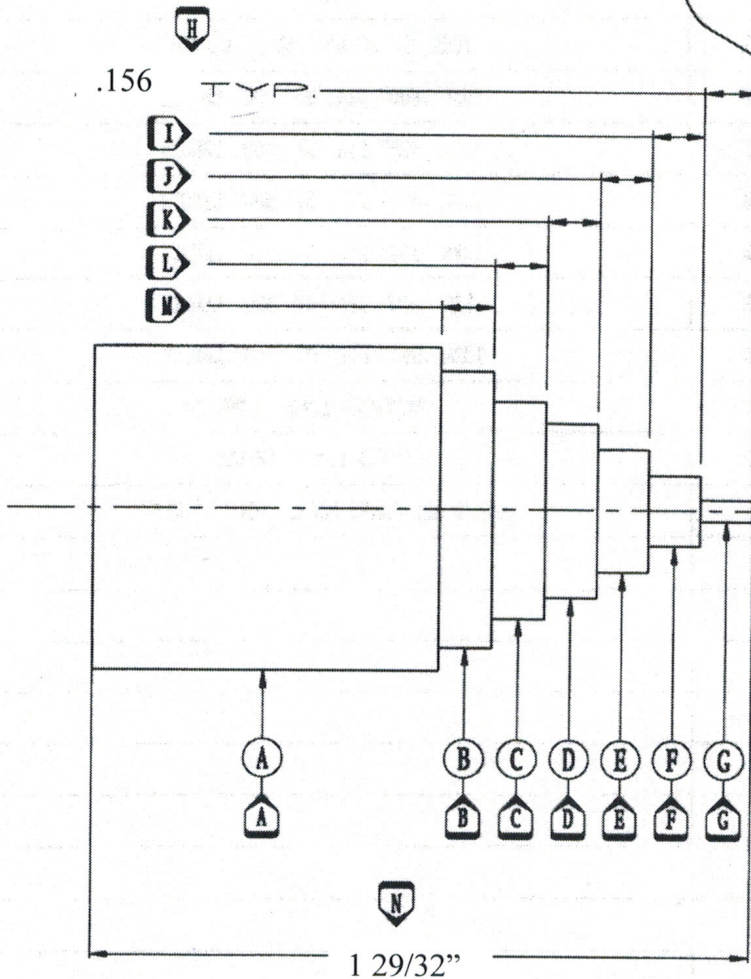
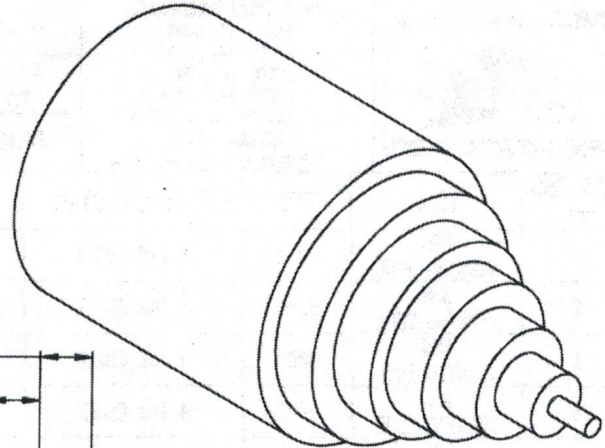





MTT 105B MACHINE SHOP I - LATHE STEP SERIES



DIAMETERS	
A	15/16
B	.800
C	.625
D	.500
E	.350
F	.200
G	.062

NOTES:

- SUBMIT COMPLETED PROCESS PLANNING FORM FOR INSTRUCTOR APPROVAL PRIOR TO FIRST CUT.
- BREAK ALL SHARP EDGES .010" - .015"
- △ SYMBOL DENOTES DIMENSIONAL DATA REQUIRED FOR INSPECTION REPORT.



UNSPECIFIED TOLERANCES:

- X.X +/- .015
- X.XX +/- .010
- X.XXX +/- .005
- X.XXXX +/- .0005
- DRILLED HOLES: +/- .005
- ANGLES: +/- 1'
- FRACTIONS: +/- 1/64

MATERIAL: ALUMINUM 6061

INSTRUCTOR: KELLY OSWALD

PAGE:

1 OF 1

SCALE:

2:1

PART NAME:

STEP SERIES

NO. REQUIRED:

1

ENGINEERED: *C. Krueger / K. Oswald*

TMCC MTT 105B - MACHINE SHOP I